

- Tools

Quick Start Guide Version 1.3

Content

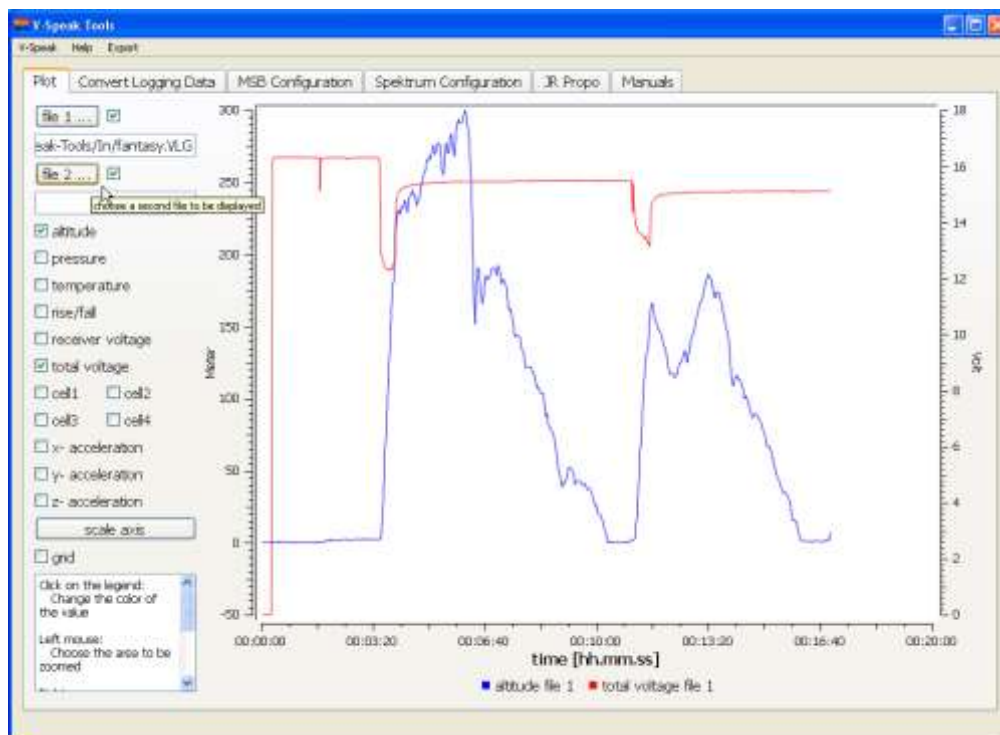
	Page
1 <u>Software</u>	1
1.1 Plot	1
1.2 Convert Logging Data.....	2
1.3 MSB Configuration.....	2
1.4 Spektrum Configuration.....	3
1.5 JR PROPO Configuration	3
2 <u>Install</u>	3
3 <u>Version history</u>	3
4 <u>Contact</u>	3

1 Software

The software VSpeak-Tools contains useful tools, including the graphical representation of the logged data by VSpeak Vario, or converting the data into Excel or into a format for Logview, a comfortable configuration of the VSpeak Vario for multiplex sensor bus, for spektrum X-bus, JR PROPO

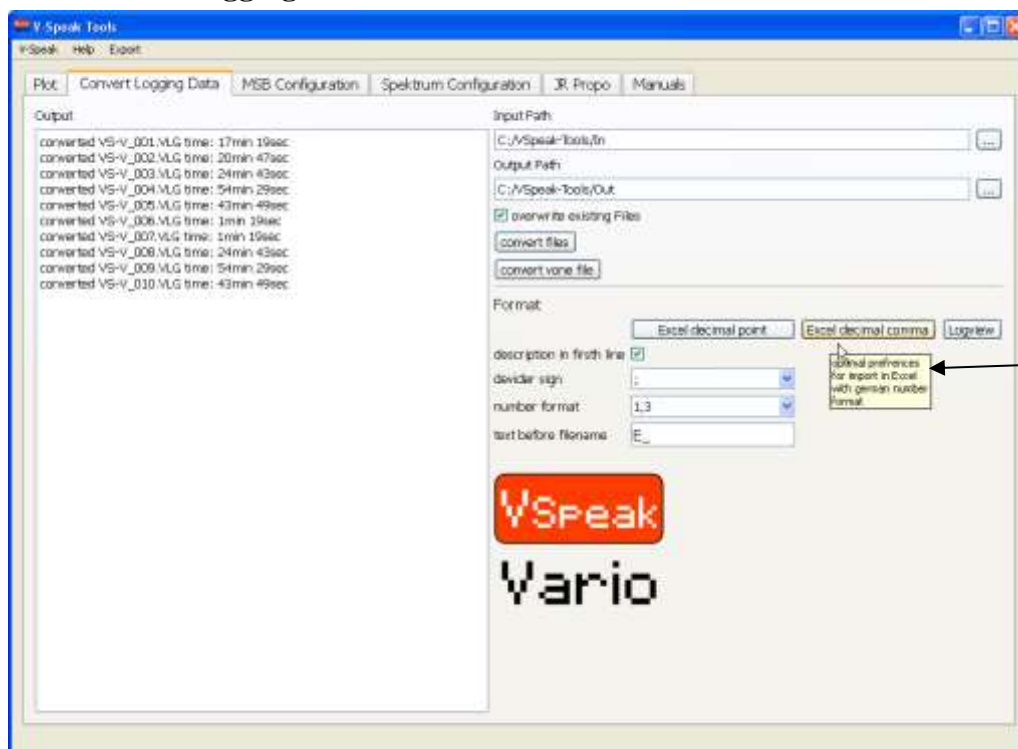
The software is largely self-explanatory, all buttons are provided with "control tip text".

1.1 Plot



In this window, the log files can be directly opened and the measured values can displayed graphically and analyzed. The possibility exists, to put the data from two log files "superimposed" and so can easily compare.

1.2 Convert Logging Data



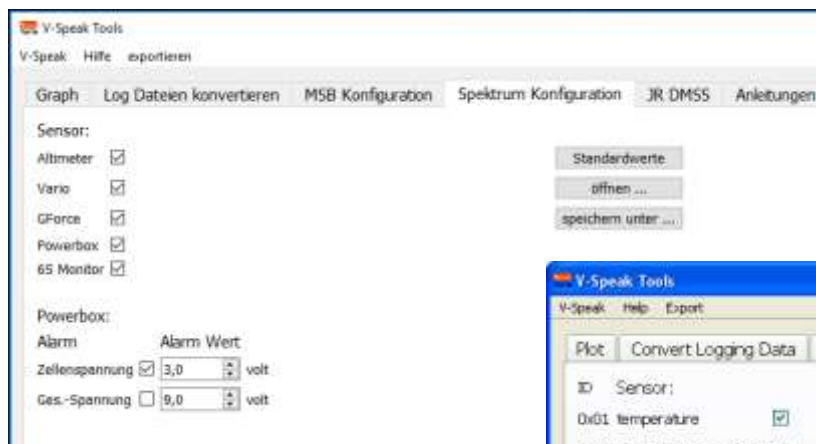
The in VSpeak Vario generated "vlg" -files can be converted to Excel or in Logview-compatible files.

1.3 MSB Configuration

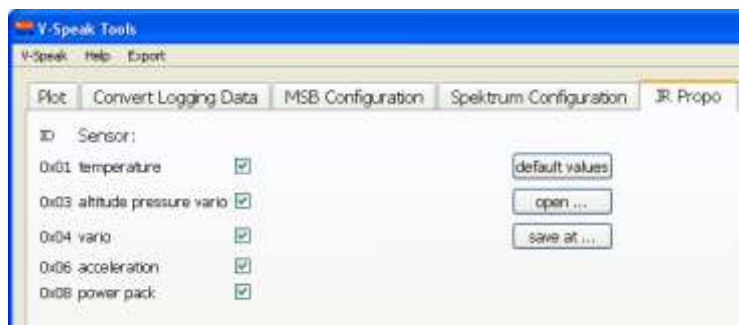


With this tool the parameter file MSB_Para.txt can be changed conveniently according to your own criteria for the VSpeak-Vario-MSB.

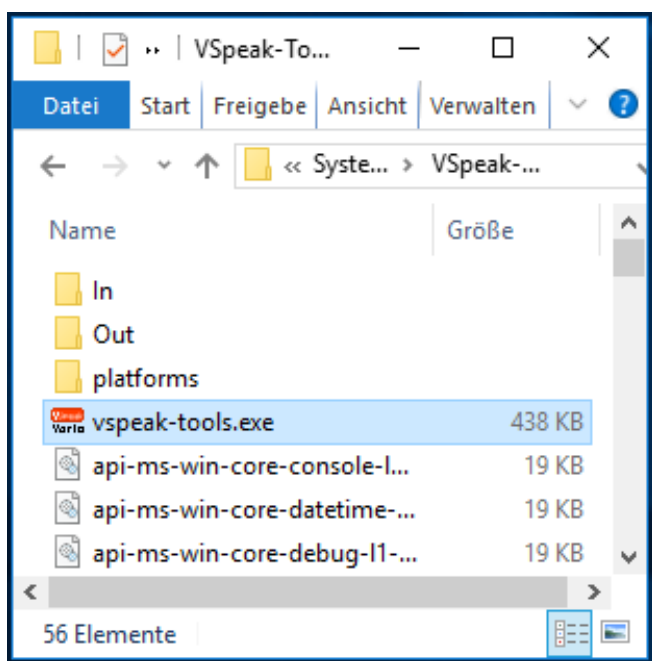
1.4 Spektrum Configuration



1.5 JR PROPO Configuration



2 Install



Download on the website www.vspeak-modell.de the compressed folder **VSpeak-Tools.zip**. Unzip the contained files in any folder. Now the program **VSpeak-Tools.exe** can be started.

3 Version history

Vers.-No	Date	Comment
1.0	07.2013	first version
1.1	12.2013	diverse improvements
1.2	06.2014	LINUX and MAC also available
1.3	02.2017	Spectrum configuration added 6S monitor

4 Contact

Volker Weigt

www.VSpeak-modell.de

mail: volker.weigt@vspeak-modell.de